

The background of the entire page is a soft, painterly illustration of sunflowers. The petals are in shades of yellow and light orange, while the dark brown centers are prominent. The sunflowers are positioned around the edges of the page, creating a warm, summery frame.

Sun Scribendi

QUARTERLY NEWSLETTER OF THE SOUTH FLORIDA CALLIGRAPHY GUILD

Your
best
days are
ahead!



issue no. 148 | summer 2018



@sfla_calligraphy
www.southfloridacalligraphyguild.org

MESSAGE *from the* PRESIDENT

CECILIA YOUNG

As I'm sure that you immediately noticed, our Newsletter has taken on a new look. I would like to thank Jacqueline Correa for volunteering to take on the task of designing and publishing the Newsletter. I hope that you enjoy the new format. Please contact Jacqueline if you have an item of interest that you'd like to submit.

I would also like to thank Ana Rodriguez for volunteering for the daunting job of getting our library in order. As you might know, this is a project that we have been trying to tackle for some time. Ana is a librarian by profession and very much up to the task.

Jackie and Ana are both recent members to the Guild and it is wonderful to see them identifying what is interesting to them and taking charge. This is exactly what we need to help the Guild thrive and remain viable.

I would like to take this opportunity to remind you that we are mid-way through the year. In January, we will once again vote on a new Board. If you think you might be interested in joining the Board, please consider throwing your hat in the ring for this coming year. Let's make this the year of the volunteer!

I hope that you're all having a happy, healthy and productive summer.

The Best Always,

Cecilia Young

CONTENTS



UPCOMING QUARTERLY MEETING 3




MINI WORKSHOP + UPCOMING BIRTHDAYS 4



5 THE ARTIST BEHIND THE COVER



6 TRENDING TOOLS



8 WORKSHOP REVIEW

UPCOMING QUARTERLY

meeting

Agenda

- 10:00 Sign up and Placement;
Introduction of New Members
- 10:30 Message from the President
- 11:00 Workshops and Committees
- 11:30 Presentation/Mini-Workshop with
Lynn Zakevich (details page 4)
- 12:15 White Elephant and Closing
- 12:30 Join us for lunch after the meeting

Board of Directors

PRESIDENT

Cecilia Young

VICE PRESIDENT

Marie Marcano

SECRETARY

Lynn Zakevich

TREASURER

Monica Marquez

MEMBER-AT-LARGE

Broncha Klainbaum

Saturday, July 14, 2018

10:00 A.M. to 12:30 P.M.

Aventura Branch Library

2930 Aventura Blvd.

Aventura FL 33180

July 2018

U P C O M I N G

birthdays

JULY 7 - SEANNE CHEN

AUGUST 9 - LYNN ZAKEVICH

AUGUST 18 - BARBARA BRANDT

SEPTEMBER 6 - ANA GONZALEZ

SEPTEMBER 6 - MONICA MARQUEZ

SEPTEMBER 9 - PAMELA CERAMI

SEPTEMBER 27 - JENNILYN NEVINS

MINI WORKSHOP

WITH LYNN ZAKEVICH

During our upcoming meeting in July, we will have a mini-workshop with Lynn Zakevich. Lynn will be guiding us on how to create heart lotus books. Using square sheets of paper and recycled goods she will show us how to create these mini books that can be calligraphed on. They also make great gifts! Lynn will provide all the necessary materials. We would love for you to join us!



THE *artist* BEHIND THE COVER

On my journey from Crayons to Calligraphy, I have come to realize excellence is a moving target. We must continue moving forward, and embrace being lifetime learners. Through the art of calligraphy, I have learned that beautiful words are created only when each letter and stroke is valued. It's helped me to embrace that appreciating life means giving purpose to each day and moment.



My intentional living theorem:

*Just as {strokes within letters} make up beautiful words,
so {moments within days} make up a beautiful life.*

Living intentionally means inviting the music of gratitude into our homes and daily lives. Practicing kindness and grace. Living with commitment and passion. To me, these attributes are worthy of lifelong pursuit.

The Best Truly Is Yet To Come!

- Jules

artwork by Julianne Gonzalez @j_noel_



TRENDING TOOLS

01




02



“One of my favorite tools is this Envelope Drying Rack. Instead of having envelopes sprawled all over my Dining Room floor, they are neatly orgazined on my desk while drying.”

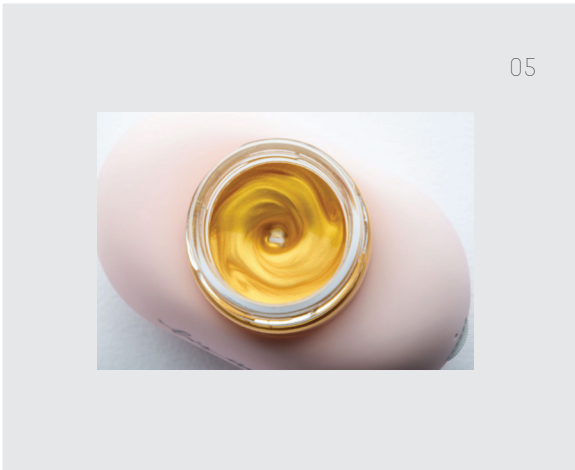
-Jacqueline Correa



03



04



05



06



07



08

01 FINETEC MICA WALNUT
\$6; johnnealbooks.com

02 WOODEN ENVELOPE
DRYING RACK
\$22; etsy.com/shop/AshBushInk

03 LASER SQUARE & MAT
\$60; paperinkarts.com

04 IRON GALL INK
'ELEPHANT'
\$31; etsy.com/shop/FoxandQuills

05 SOAP - MAGNETIC
STIRRER
\$98; johnnealbooks.com

06 DR. PH MARTINS
BLEED PROOF WHITE
\$10; paperinkarts.com

07 DR. PH MARTINS
PEN WHITE
\$11; paperinkarts.com

08 DREAMING DOGS
RULING PENS
\$46-\$57; johnnealbooks.com

WORKSHOP REVIEW



written by **ELAINE SISMAN**

I was fortunate to be a student in Julie Wildman's "Lively Letters" workshop. The goal of this class was to "get intermediate and advanced calligraphers to free up their lettering and tap into that playful, 'dancing part inside each person". Writing mostly tight scripts, the chance to play appealed to me!

Class began with distorting monoline writing, exploring 'bounce and rotate', and developing gestural cursives. We stacked our letterforms and explored unique writing tools.

As the hours passed everyone seemed to find their own 'hand' and favorite tools to enjoy. I fell in love writing in acrylic gesso, adding walnut washes and using pastel or color pencil highlights. We 'exhibited' our works Sunday evening. Julie gave each attendee a small piece of Artwork, and instruction notebook to continue our "play".

Studying with different teachers in a 1-2 day format is a great way to 'sample' new ways of working and get "unstuck". Thank you Julie Wildman for visiting the SFCG and helping us do that!





South Florida Calligraphy Guild

Post Office Box 430703

South Miami, Florida 33243



“YOU USE A GLASS MIRROR TO SEE
YOUR FACE; YOU USE WORKS OF
ART TO SEE YOUR SOUL.”

GEORGE BERNARD SHAW



“Mirage,” an art installation by Doug Aitken that overlooks
Palm Springs, takes the form of a mirrored ranch house.
Photographed by Ashley Cho.